


Ferrite Core Instructions



The Ferrite Core is used to clean the power signal to prevent power interference with gauge signal.

Figure 1:



How to install the Ferrite Core:

1. Open the core (See Figure 1).
2. Wrap the Power Distribution cable around one side of the open Core (See Figure 2).
3. Close the core.

Note: Install the Ferrite Core as close to the gauge as possible. If you are using a 8 connection Power Distribution cable then place it as close to the first connection as possible (see Figure 3).

Figure 2: Gauge Power Cable





Figure 3: 8 Connection Power Cable




WARRANTY - Speedhut Inc. warrants to the consumer for a period of 5 years from the date of purchase that this product will be free from defects in materials or workmanship. This warranty is limited to the repair or replacement of Speedhut Inc products. Speedhut Inc is not responsible for special, incidental or consequential damages or costs incurred due to the failure of this product. Modification to the product, improper use or installation, accident, water damage, abuse, unauthorized repairs or alterations voids this warranty. Speedhut Inc disclaims any liability for consequential damages due to breach of any written or implied warranty on all products manufactured by Speedhut Inc. Please contact Speedhut Customer Support If you have a problem with this product | support@speedhut.com | 801-221-1460 (9am - 5pm MST)

Ferrite Core Instructions



The Ferrite Core is used to clean the power signal to prevent power interference with gauge signal.

Figure 1:



How to install the Ferrite Core:

1. Open the core (See Figure 1).
2. Wrap the Power Distribution cable around one side of the open Core (See Figure 2).
3. Close the core.

Note: Install the Ferrite Core as close to the gauge as possible. If you are using a 8 connection Power Distribution cable then place it as close to the first connection as possible (see Figure 3).

Figure 2: Gauge Power Cable





Figure 3: 8 Connection Power Cable



WARRANTY - Speedhut Inc. warrants to the consumer for a period of 5 years from the date of purchase that this product will be free from defects in materials or workmanship. This warranty is limited to the repair or replacement of Speedhut Inc products. Speedhut Inc is not responsible for special, incidental or consequential damages or costs incurred due to the failure of this product. Modification to the product, improper use or installation, accident, water damage, abuse, unauthorized repairs or alterations voids this warranty. Speedhut Inc disclaims any liability for consequential damages due to breach of any written or implied warranty on all products manufactured by Speedhut Inc. Please contact Speedhut Customer Support If you have a problem with this product | support@speedhut.com | 801-221-1460 (9am - 5pm MST)